












































## Group Report: Single Reporting Group

### Red Traffic light PRT report Q3 0708

#### Current Targets

Performance Indicator	Start Date	End Date	Target 07/08	Current Performance	Q2	Q3	Method Of Assessment	Status	Last Validator's Comment	Last Oversight Comment	Additional Information	
BV204 07/08 Planning Appeals allowed	01 Apr 2007	31 Mar 2008	30.00%	83.30%	62.50	66.70	83.30	Lower is better	 Failing	Concern about recent spate of appeal decisions being allowed by new Inspector operating locally. Service Head to raise with Planning Inspectorate.	Q2 No actions required Q3 Members agreed ASD to pursue with Planning Inspectorate. A Dobson 5/2/08	  
BV219b 07/08 Preserving the special Character of Conservation Areas - Character Appraisals	01 Apr 2007	31 Mar 2008	19.00%	8.10%	8.10	8.10	8.10	Higher is better	 Failing	Currently no resources in house to complete this work. Proposals to use this year's PDG allocation to assist in future years.	Q2 No actions requested. Q3 Cabinet on 22/1/08 approved PDG report seeking spend on this item. A Dobson 5/2/08	  
Cult 17 07/08 Educational Swimming in Rural Areas	01 Apr 2007	31 Mar 2008	36.00%	22.00%	35.00	14.00	22.00	Higher is better	 Failing	This indicator shows significant failing in quarters 2 and 3. This is due to the way in which this indicator is currently calculated "Average per week", and the number of Educational Swimming Operational weeks there are within these quarters. Quarter 2 is reduced due to the Summer Holiday period - Only 4 weeks of Swimming from the 13 in the quarter, Quarter 3 is reduced with Christmas, October Half Term and School Dry Weeks - With only 6 weeks of swimming from 13 in the quarter. Further work will be undertaken with regard to the "calculation" of this indicator so to provide a true reflection of the good performance in this area. (JM 09 Jan 08)	This is a data quality issue, the indicator does not reflect the true position. Corporate Strategy advise new measurement method to inform members with the true position. Liz Stokes 6 Feb 2008	  
									The % figure continues to be disappointingly low despite continued action to encourage Services responsible for producing Decision Notices to meet the necessary timescales. A new process for the	Q2 No actions requested. Q3 No		

DS02 07/08: % of Key Decisions included in Forward Plan	01 Apr 2007	31 Mar 2008	79.00%	51.50%	75.00	52.50	51.50	Higher is better	 Failing	submission of items, namely the Mod.gov Work to Do function, has been provided and training given to all Services in order to simplify the method of submission by Officers. The Chief Executive will, at the request of the Committee, be attending the March meeting of Overview and Scrutiny to answer questions on the functioning of the Forward Plan as a result of their continued concern.	further action required as this issue will be addressed through Overview and Scrutiny Committee. G Noall 5 Feb 08	  
ED02 EDZ Physical Performance 2007/08	01 Apr 2007	31 Mar 2008	65.00%	45.64%	44.86	45.64	45.64	Higher is better	 Failing	Some late reporting of outputs will be possible in 2009/2010.	Q2 - No actions were requested. Q3 - No further action required. P Sandford 5 Feb 08	   
ED03 MTI Financial Performance 2007/08	01 Apr 2007	31 Mar 2008	100.00%	42.42%	28.77	37.65	42.42	Higher is better	 Failing	Close to target but close monitoring taking place due to the imminent close of the programme.	Q2 - No actions were requested. Q3 - No further action required. P Sandford 5 Feb 08	   
FIN 101 07/08 Production of audit reports and assurance opinions	01 Apr 2007	31 Mar 2008	39 - 55	16.00	7.00	5.00	4.00	Target lies within a range	 Below Target Range	Position reported to Audit Committee 23 Jan 08. Forecast is for 39 reports to be completed.	Target reported for the first time in Q3. Q3 - No further action requested, Audit Committee to take forward if required. N Muschamp 6 Feb 08	  
FIN 103 07/08 Delivery of Planned days on assurance work	01 Apr 2007	31 Mar 2008	490.00Days	226.00Days	89.00	49.00	88.00	Higher is better	 Failing	Position reported to Audit Committee 23 Jan 08. Revised forecast is for 405 days to be delivered.	Target reported for the first time in Q3. Q3 - No further action requested, Audit Committee to take forward if required. N Muschamp 6 Feb 08	  
FS11 07-08 % Category B food premises inspected to schedule	01 Apr 2007	31 Mar 2008	100.00	64.00	17.50	46.00	64.00	Higher is better	 Failing	Corrected measurement required as 85% was figure for Q3 in isolation whereas figure should represent achievement since 1st April 2007.	The performance of this target has been affected by a vacant post but scheduling will take place to ensure the target is met by the end of the year. Q3 No further action requested. S Lodge	  

SH 55 07-08 Actions taken following advocacy advice	01 Apr 2007	31 Mar 2008	15.00	7.00	1.00	.00	6.00	Higher is better	 Failing	Shortfall due to Housing Options Caseworker having to cover for staff absences for a large proportion of the year to date.	6 Feb 08 Q2 no outstanding actions. Q3 This target has been intentionally as resources have been directed at other priorities. No further action has been requested. S Lodge 5 Feb 08	  
SH64 07 08 % of dwellings vacant over 6 months	01 Apr 2007	31 Mar 2008	.60%	.85%	.79	.84	.85	Lower is better	 Failing	The target is based upon top quartile performance for the whole of England and may not be realistic for Lancaster in isolation. Without the provision of adequate funding and the creation of a dedicated Empty Property Officer this target is not likely to meet the performance levels set for the next 3 years. It should also be noted that the 'deprivation factor' applied to the indicator is an average of the figure used by the Audit Commision for previous years. The factor for 06/07 and 07/08 is not yet known and may affect the outcome/performance in either a positive or negative manner.	Q2 No actions outstanding. Q3 There is little chance of meeting this target with existing resources, this item has been considered by STAR chamber and is a growth item request in the current budget process. If these are unsuccessful the targets will need to be revised. S Lodge 5 Feb 08	